


Part Number	Description
DS1.5-01P-11-00A(H)	DIN Rail Terminal Block, Push-in, Grey, 0.2~1.5mm ²
DS2.5-01P-11-00A(H)	DIN Rail Terminal Block, Push-in, Grey, 0.2~2.5mm ² (4mm ² sol)
DS4-01P-11-00A(H)	DIN Rail Terminal Block, Push-in, Grey, 0.2~4mm ² (6mm ² sol)
DS6-01P-11-00A(H)	DIN Rail Terminal Block, Push-in, Grey, 0.5~6mm ² (10mm ² sol)
DS10-01P-11-00A(H)	DIN Rail Terminal Block, Push-in, Grey, 0.5~10mm ² (16mm ² sol)
DS16-01P-11-00A(H)	DIN Rail Terminal Block, Push-in, Grey, 0.5~16mm ² (25mm ² sol)




Part Number	Description
DS1.5-PE-01P-1C-00A(H)	DIN Rail Ground Terminal Block, Push-in, Yellow/Green, 0.2~1.5mm ²
DS2.5-PE-01P-1C-00A(H)	DIN Rail Ground Terminal Block, Push-in, Yellow/Green, 0.2~2.5mm ² (4mm ² sol)
DS4-PE-01P-1C-00A(H)	DIN Rail Ground Terminal Block, Push-in, Yellow/Green, 0.2~4mm ² (6mm ² sol)
DS6-PE-01P-1C-00A(H)	DIN Rail Ground Terminal Block, Push-in, Yellow/Green, 0.5~6mm ² (10mm ² sol)
DS10-PE-01P-1C-00A(H)	DIN Rail Ground Terminal Block, Push-in, Yellow/Green, 0.5~10mm ² (16mm ² sol)
DS16-PE-01P-1C-00A(H)	DIN Rail Ground Terminal Block, Push-in, Yellow/Green, 0.5~16mm ² (25mm ² sol)




Part Number	Description
D-DS1.5-01P-11-00A(H)	DIN Rail End Plate for DS1.5 & DS1.5-PE
D-DS2.5-01P-11-00A(H)	DIN Rail End Plate for DS2.5 & DS2.5-PE
D-DS4-01P-11-00A(H)	DIN Rail End Plate for DS4 & DS4-PE
D-DS6-01P-11-00A(H)	DIN Rail End Plate for DS6 & DS6-PE
D-DS10-01P-11-00A(H)	DIN Rail End Plate for DS10 & DS10-PE
D-DS16-01P-11-00A(H)	DIN Rail End Plate for DS16 & DS16-PE



Part Number	Description
DFB2.5-02P-11-00A(H)	Plug-in Bridge, 2-Way, 5.2mm Pitch, Grey
DFB4-02P-11-00A(H)	Plug-in Bridge, 2-Way, 6.2mm Pitch, Grey
DFB6-02P-11-00A(H)	Plug-in Bridge, 2-Way, 8.2mm Pitch, Grey
DFB10-02P-11-00A(H)	Plug-in Bridge, 2-Way, 10.2mm Pitch, Grey
DFA16-02P-11-00A(H)	Plug-in Bridge, 2-Way, 12mm Pitch, Grey



Part Number	Description
DA-016-M	Heavy-Duty Male Connector Screw Type, 16P+PE, 1.0~2.5mm ² , 250V, 16A
DE-010-M	Heavy-Duty Male Connector Screw Type, 10P+PE, 1.0~2.5mm ² , 500V, 16A
DA-016-F	Heavy-Duty Female Connector Screw Type, 16P+PE, 1.0~2.5mm ² , 250V, 16A
DE-010-F	Heavy-Duty Female Connector Screw Type, 10P+PE, 1.0~2.5mm ² , 500V, 16A



Part Number	Description
DD-007-MC	Heavy-Duty Male Crimp Terminal Connector, 7P+PE, 0.14~2.5mm ² , 250V, 10A
DDD-024-MC	Heavy-Duty Male Crimp Terminal Connector, 24P+PE, 0.14~2.5mm ² , 250V, 10A
DD-007-FC	Heavy-Duty Female Crimp Terminal Connector, 7P+PE, 0.14~2.5mm ² , 250V, 10A
DDD-024-FC	Heavy-Duty Female Crimp Terminal Connector, 24P+PE, 0.14~2.5mm ² , 250V, 10A



Part Number	Description
D3A-SE-2G-M20	Heavy-Duty Hood, M20, Side Entry, Zinc Die Cast
D6B-SE-2G-M25	Heavy-Duty Hood, M25, Side Entry, Aluminium Die Cast
D10B-SE-2L-M20	Heavy-Duty Hood, M20 Aluminium Die Cast, 2 Locking Levers, Grey
D16A-SE-2G-M20	Heavy-Duty Hood, M20 Aluminium Die Cast, Grey



Part Number	Description
D3A-BK-1L	Heavy-Duty Housing, Zinc Die Cast, 1 Locking Lever
D6B-BK-1L	Heavy-Duty Housing, Aluminium Die Cast, 1 Locking Lever, Grey
D16A-BK-1L	Heavy-Duty Housing, Aluminium Die Cast, 1 Locking Lever, Grey
D10B-SF-4G-M20	Heavy-Duty Housing, M20, Aluminium Die Cast, Surface Mounting



Part Number	Description
DDL-M20P	Cable Gland, M20 x 1.5, Nylon, IP68
DDL-M25M	Metal Cable Gland, M25 x 1.5, IP68
DDL-M20M	Metal Cable Gland, M20 x 1.5, Brass Nickel Plated, IP68



Part Number	Description
10A-SM-0.75	Male Crimp Terminal, 0.37~2.5mm ² , Silver, Plate for HDC
10A-SF-0.75	Female Crimp Terminal, 0.37~2.5mm ² , Silver, Plate for HDC



Part Number	Description
PM-M8A-04P-MM-SL7A01	M8, Circular, 4-Pin, Straight, Male Plug, L=1m, 0.25mm ² , 60V, 3A, IP67
PM-M12A-05P-MM-SL8A1	M12, Circular, 5-Pin, Straight, Male Plug, L=1m, 0.34mm ² , 60V, 4A, IP68
PM-M8A-04P-MM-SR7A01	M8, Circular, 4-Pin, Right-Angle, Male Plug, L=1m, 0.25mm ² , 60V, 3A, IP67
PM-M12A-05P-MM-SR8A1	M12, Circular, 5-Pin, Right-Angle, Male Plug, L=1m, 0.34mm ² , 60V, 4A, IP68



Part Number	Description
PM-M8A-04P-FF-SL7A01	M8, Circular, 4-Pin, Straight, Female, L=1m, 0.25mm ² , 60V, 3A, IP67
PM-M12A-05P-FF-SL8A1	M12, Circular, 5-Pin, Straight, Female, L=1m, 0.34mm ² , 60V, 4A, IP68
PM-M12A-05P-FF-SR8A1	M12, Circular, 5-Pin, Right-Angle, Female, L=1m, 0.34mm ² , 60V, 4A, IP68



Part Number	Description
SP-M8A-04P-MM-SF7003	M8, Circular, 4-Pin, Straight, Male Panel Mount, 60V, 3A, IP67
SP-M8A-04P-FF-SF7001	M8, Circular, 4-Pin, Straight, Female Panel Mount, 60V, 3A, IP67